



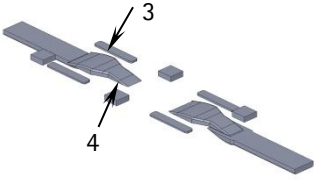


# mp5 internal volumes

State: September 2013

What part	Image	volume
total		6.5 – 9.95 $\mu\text{l}$
pump chamber		1.95 – 5.4 $\mu\text{l}$ Differences caused by variations of O-ring seal stiffness.
entrance of pump chamber		0.65 $\mu\text{l}$
inlet & outlet tubing clip	  Pos. 1    0.9 x 0.4 mm Pos. 2    0.9 x 0.2 mm	1.7 $\mu\text{l}$
internal structures	  Pos. 3    1.2 x 0.2 mm Pos. 4    0.9 x 0.2 mm	2.2 $\mu\text{l}$

